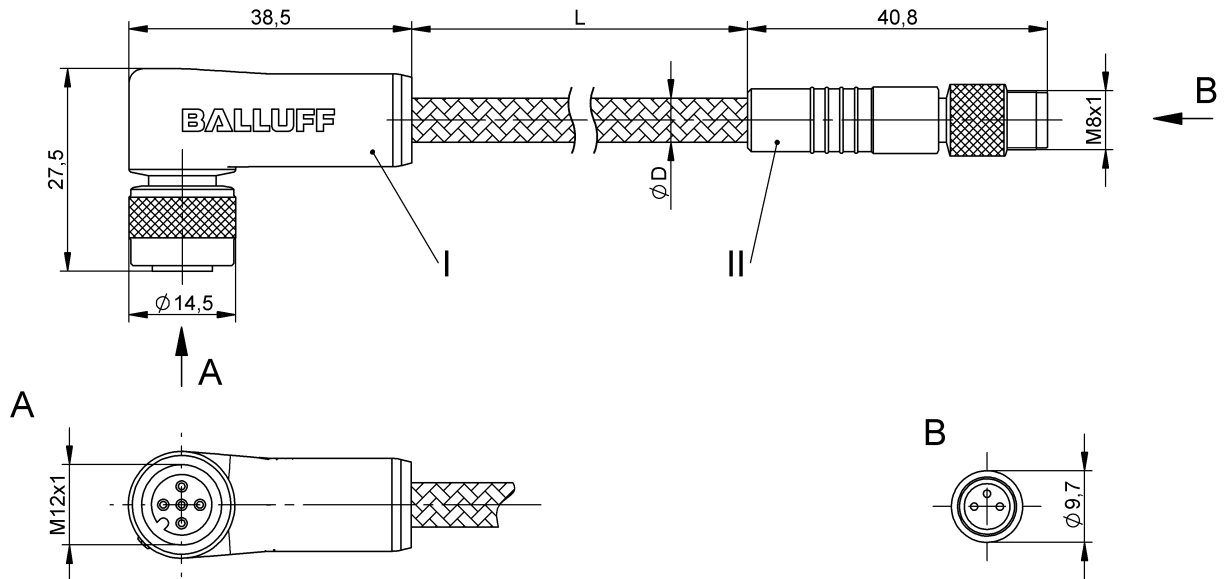


Double-Ended Cordsets  
**BCC W425-W313-3F-300-MW8334-050**  
**Order Code: BCC0H8K**

**BALLUFF**



**Basic features**

<b>Application</b>	very good mechanical strength
<b>Approval/Conformity</b>	CE cULus WEEE

**Electrical connection**

<b>Bending radius min., fixed cable</b>	5 x D
<b>Bending radius min., flexible cable</b>	10 x D
<b>Cable</b>	PUR black, 5 m
<b>Cable diameter D</b>	4.80 mm ±0.20 mm
<b>Conductor cross-section</b>	0.34 mm <sup>2</sup>
<b>Connection 1</b>	M12x1-Female, angled, 5-pin, A-coded
<b>Connection 2</b>	M8x1-Male, straight, 3-pin, A-coded
<b>Number of conductors</b>	3
<b>Protection jacket color</b>	silver
<b>System</b>	Molded/Molded

**Electrical data**

<b>Operating voltage U<sub>b</sub></b>	60 VDC / 60 VAC
<b>Rated current (40 °C)</b>	4.0 A

**Remarks**

Cable construction acc. to UL-AWM Style 20549  
 Halogen-free per DIN VDE 0472 Part 815  
 Flame resistance per UL FT2  
 Enclosure rating per IEC 60529, only in screwed state with the associated mating piece.

**Environmental conditions**

<b>Cable temperature UL max., fixed routing</b>	80 °C
<b>Cable temperature UL max., flexible routing</b>	80 °C
<b>Cable temperature, fixed routing</b>	-50...90 °C
<b>Cable temperature, flexible routing</b>	-25...90 °C
<b>IP rating</b>	IP65/IP65

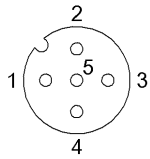
**Material**

<b>Cable jacket, material</b>	PUR
<b>Jacket material</b>	V2A
<b>Material contact carrier</b>	PUR, special/PUR, special
<b>Material contacts</b>	Bronze/Brass
<b>Material cover nut</b>	Brass PTFE coated/Brass PTFE coated
<b>Material grip</b>	PUR, special/PUR, special

**Mechanical data**

<b>Cable jacket, color</b>	black
<b>Cable length L</b>	5.00 m
<b>Tightening torque pigtail</b>	0.6 Nm/0.4 Nm

## Connector Drawings



I

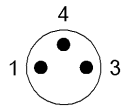
PIN 1: brown

PIN 2: not used

PIN 3: blue

PIN 4: black

PIN 5: not used



II

PIN 1: brown

PIN 3: blue

PIN 4: black

## Wiring Diagrams

